




VOTE VIBE

INSIGHTS FOR SMARTER DECISIONS




Weekly Vibe

Operation Sindoor

19 May, 2025

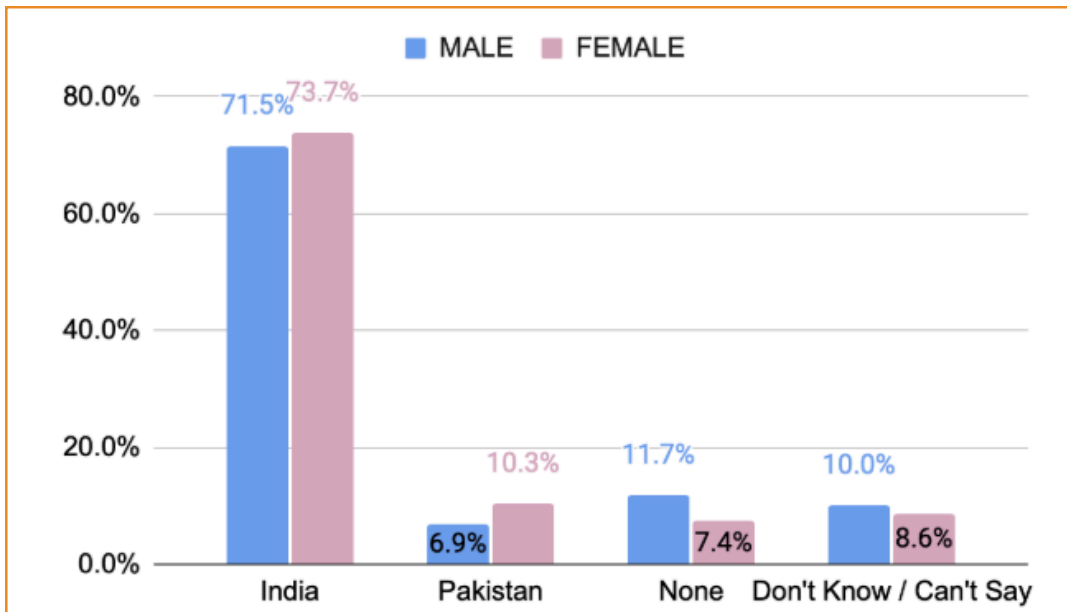
 connect@votevibe.in
 votevibe.in
 [@VoteVibeIndia](https://twitter.com/VoteVibeIndia)



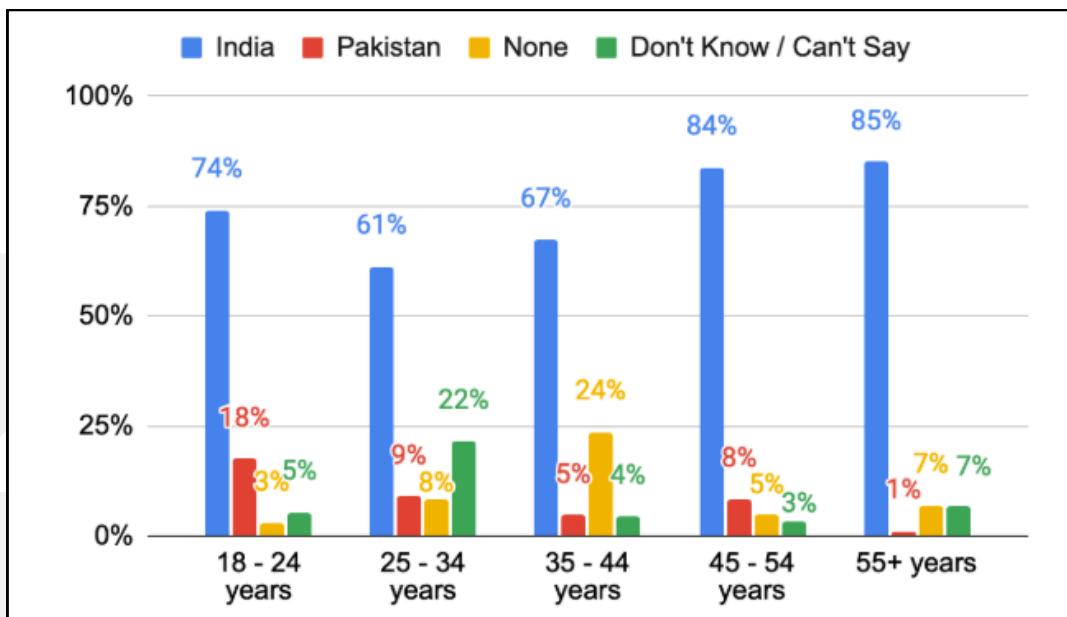
Q1: Who do you think won the perception war in the India-Pakistan conflict?

India	Pakistan	None	Don't know/ Can't say
72.6%	8.5%	9.6%	9.3%

Gender Wise Results



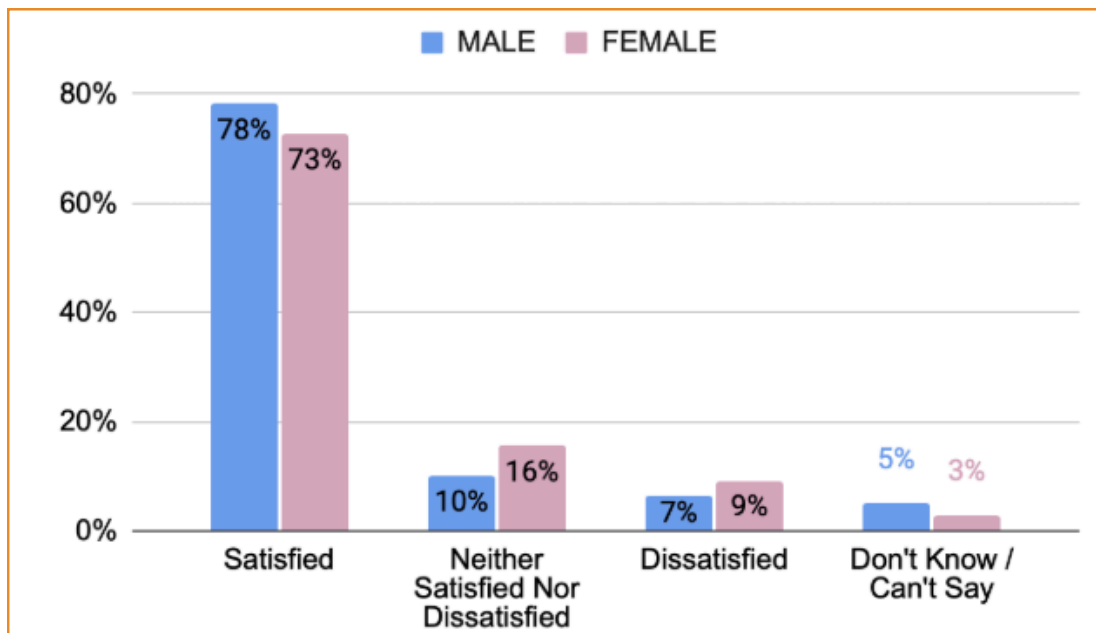
Age Wise Results



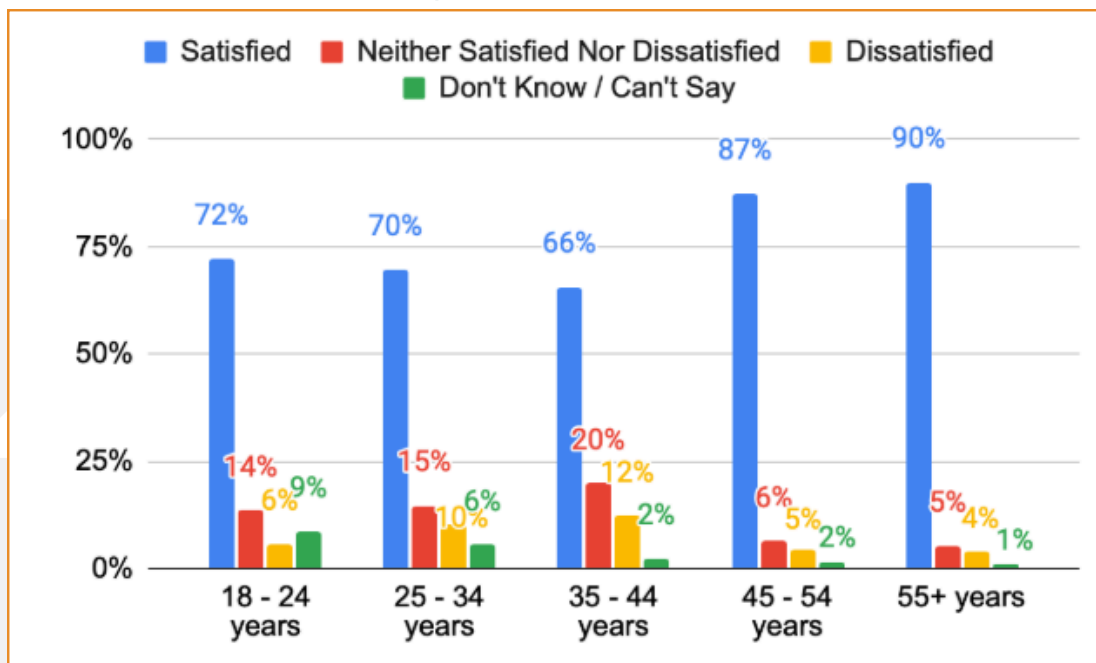
Q2: Are you satisfied with the Central Government's handling of the Pahalgam terror attacks?

Fully Satisfied	Somewhat Satisfied	Neither Satisfied/ Nor Dissatisfied	Somewhat Dissatisfied	Fully Dissatisfied	Can't Say/Don't know
55.2%	20.3%	12.7%	1.6%	6.1%	4.1%

Gender Wise Results



Age Wise Results

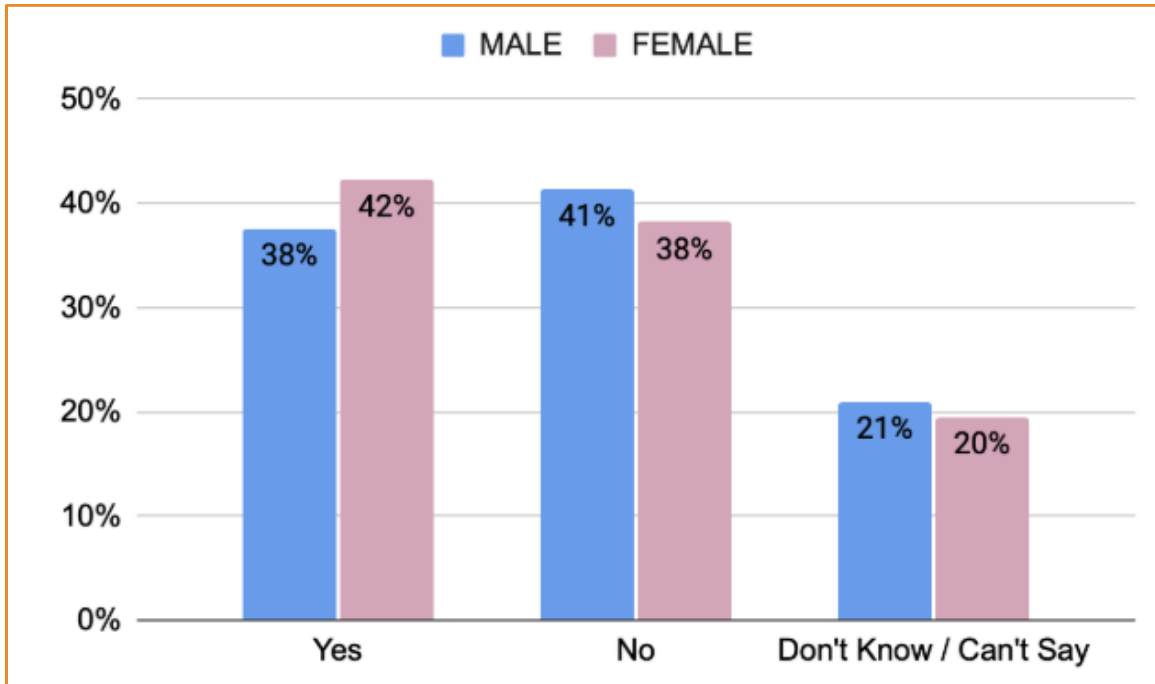




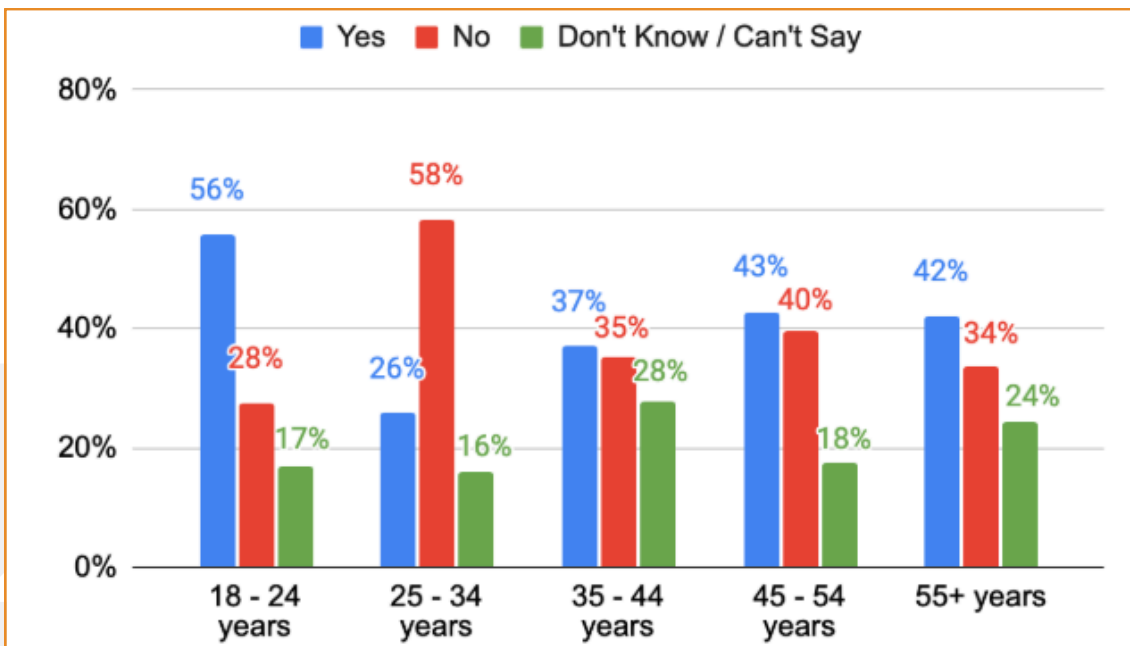
Q3: According to you, should India have agreed to a ceasefire?

YES	NO	Can't Say/Don't know
39.8%	39.9%	20.3%

Gender Wise Results



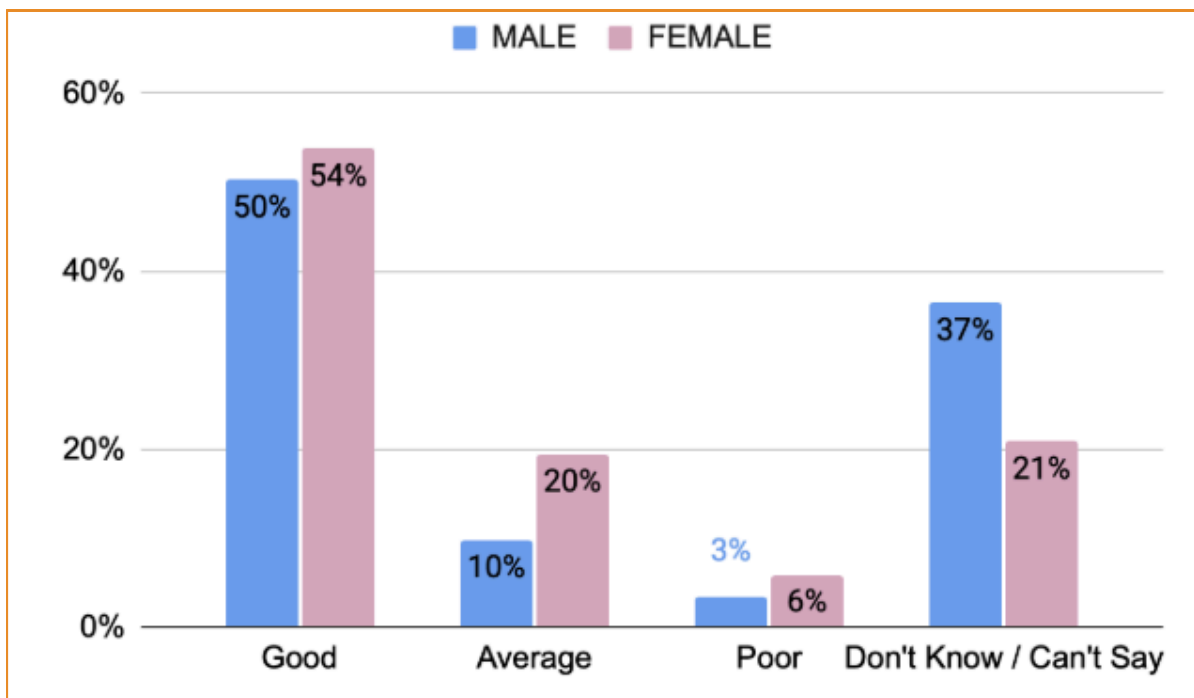
Age Wise Results



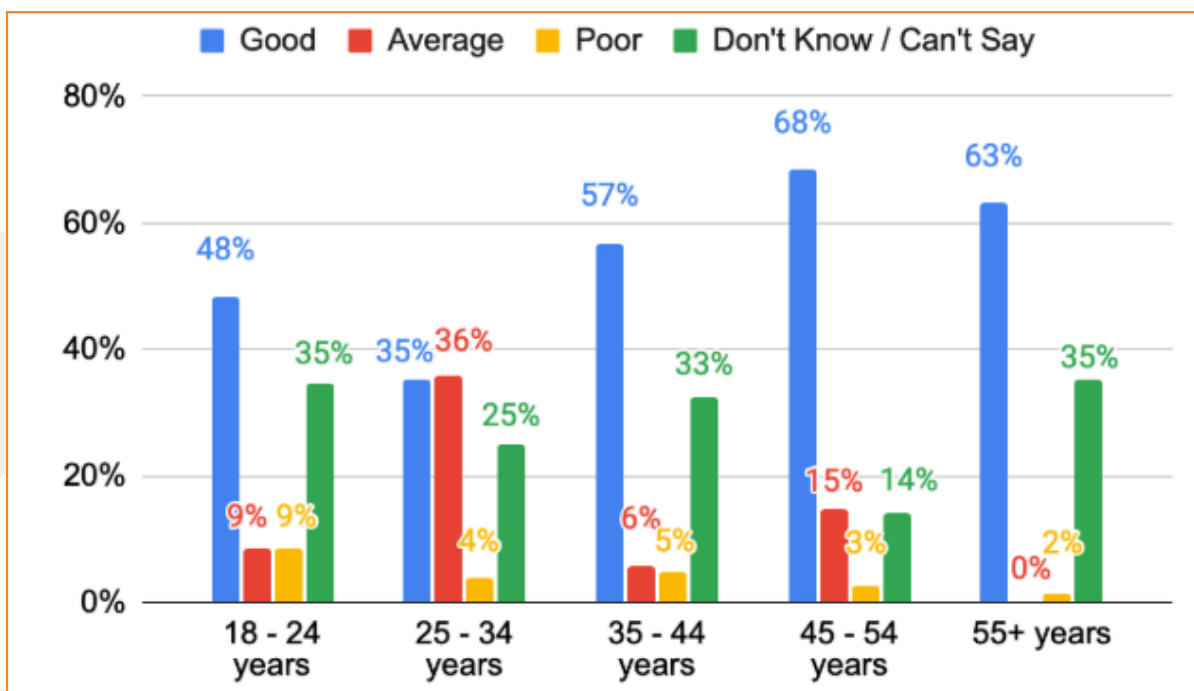
Q4: How do you rate PM Modi's Speech on May 12 after the successful completion of this Phase of Operation Sindoor?

GOOD	AVERAGE	POOR	Can't Say/Don't know
52.0%	14.5%	4.5%	29.0%

Gender Wise Results



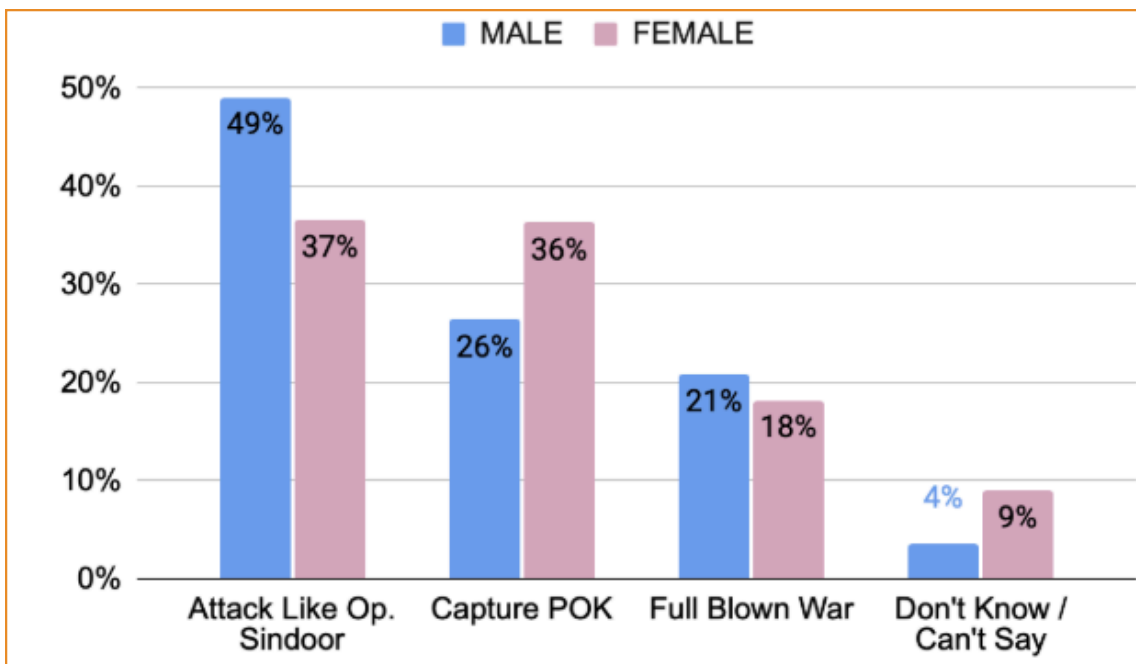
Age Wise Results



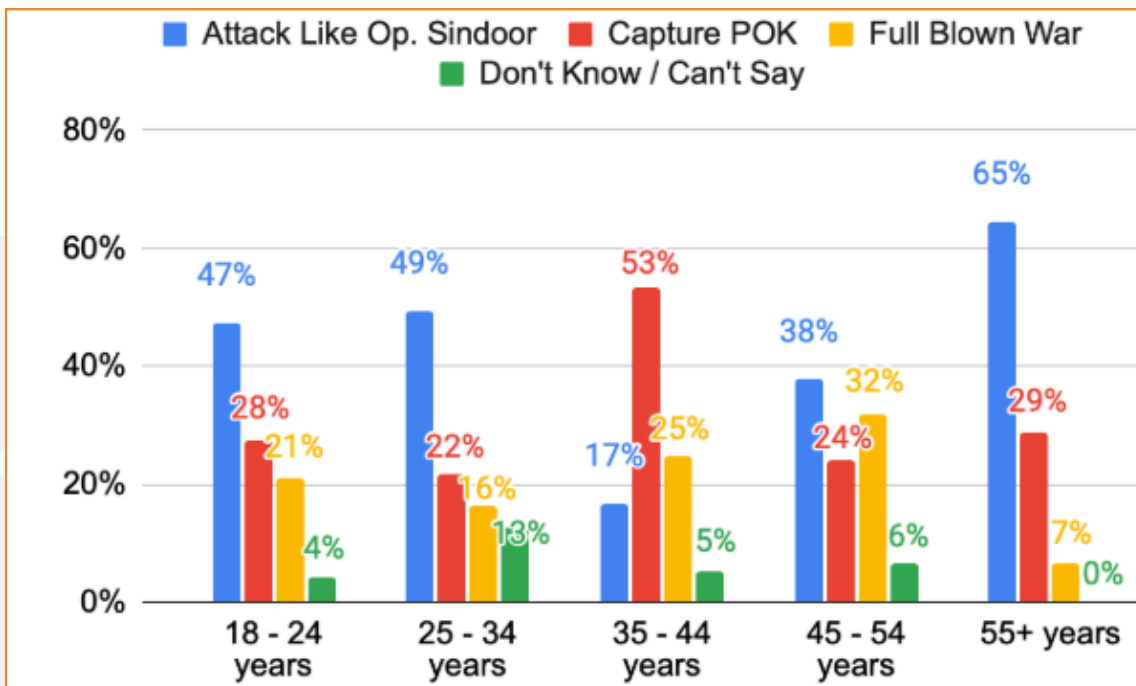
Q5: How do you want India to respond (god forbid), if there are terrorist attacks in the future?

Precision Attacks Like Operation Sindoor	Capture POK	Full Blown War	Can't Say/Don't know
43.1%	31.2%	19.6%	6.2%

Gender Wise Results



Age Wise Results





The data reveals interesting demographic patterns in public opinion about Operation Sindoor.

Key Insights by Question:

Q1 (Perception War):

- Overwhelming 72.6% believe India won the perception war vs only 8.5% for Pakistan
- Strong consensus across gender groups that India won in the perception war (72-74%)
- Amongst those who feel Pakistan won the perception war; young adults (18-24) score the highest (18% vs just 8.5% overall)
- The 25-34 group is most uncertain (22%)

Q2 (Terror Attack Response):

- Strong approval: 75.5% satisfied with Pahalgam terror attack handling
- Very low dissatisfaction: only 7.7%
- Clear age gradient: satisfaction increases with age
- The 55+ group shows a remarkable 90% satisfaction

Q3 (Ceasefire Opinion):

- The Question with the most divided opinion & with no clear majority
- Almost perfectly split: 39.8% for vs 39.9% against
- Young adults (18-24) are most supportive of a ceasefire (56%)
- 25-34 group most opposed to ceasefire (58%)

Q4 (PM Modi's Speech):

- The majority, 52%, rated PM Modi's post-Operation Sindoor speech as "Good"
- Only 4.5% rated it "Poor"
- "High "don't know" (29%) rates suggest limited awareness
- Strong age effect: 45-54 group rates highest (68%)



Q5 (Future Response):

- 43.1% prefer precision attacks like Operation Sindoor; 31.2% want to capture POK; Only 19.6% support a full-blown war
- Shows preference for measured, targeted responses
- Most complex response patterns by age-55+ prefer limited operations (65%); 35-44 favor capturing POK (53%)
- Males prefer targeted operations, and females favour POK capture

Overall Patterns:

Age Effects (Most Significant)

- Older respondents (45+) consistently show stronger pro-government positions
- Satisfaction with government: 87-90% for 45+ vs 70-72% for 18-34
- Support for India in perception war: 84-85% for 45+ vs 61-74% for 18-34
- PM Modi speech rating: 63-68% "good" for 45+ vs 35-48% for 18-34

Gender Differences (Moderate)

- Generally modest differences (2-5 percentage points)
- Males are slightly more satisfied with the government response (78% vs 73%)
- Females are slightly more supportive of ceasefires (42% vs 38%)
- Similar views on India winning the perception war (~72-74%)



Thank you

Prepared by: AT VoteVibe LLP

www.votevibe.in

connect@votevibe.in

X: [@VoteVibeIndia](https://twitter.com/VoteVibeIndia)

