




VOTE VIBE

INSIGHTS FOR SMARTER DECISIONS




Weekly Vibe

Politics Over Operation Sindoor

26 May, 2025

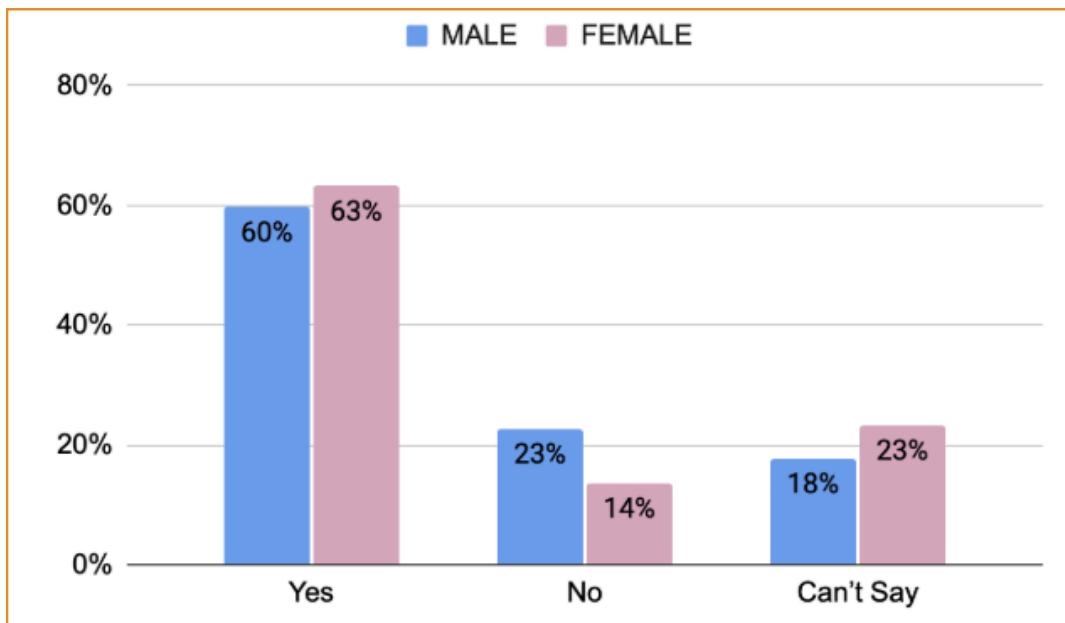
 connect@votevibe.in
 votevibe.in
 [@VoteVibeIndia](https://twitter.com/VoteVibeIndia)



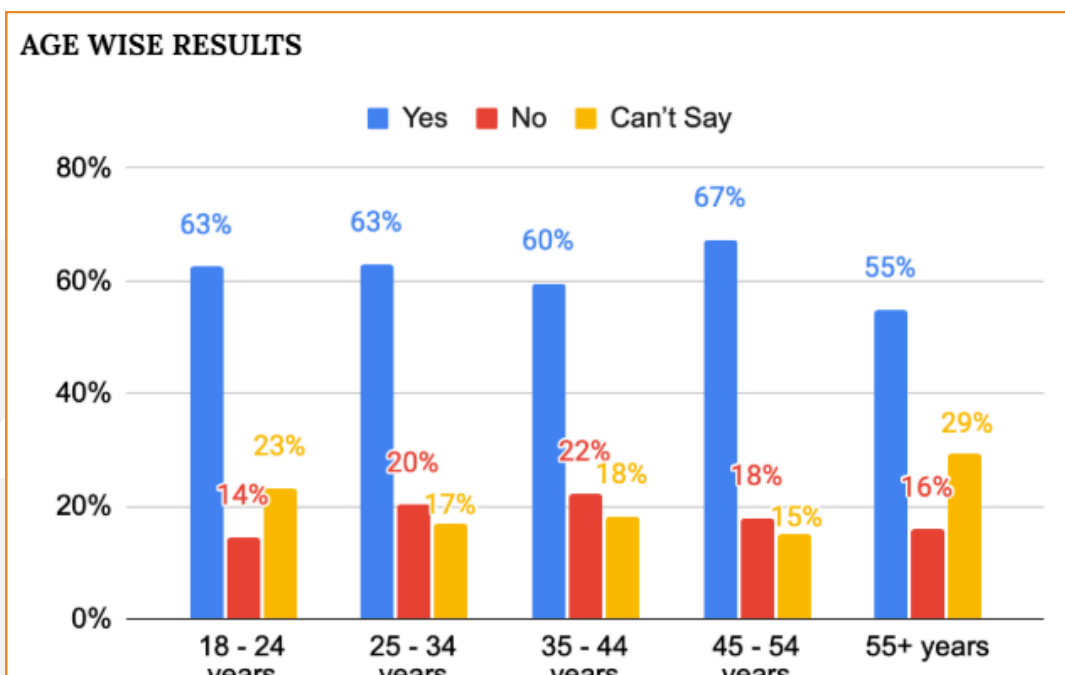
Q1: Should Govt. convene a Joint Session of Parliament to discuss Operation Sindoor?

Yes	No	Can't Say
61.3%	18.3%	20.4%

Gender Wise Results



Age Wise Results

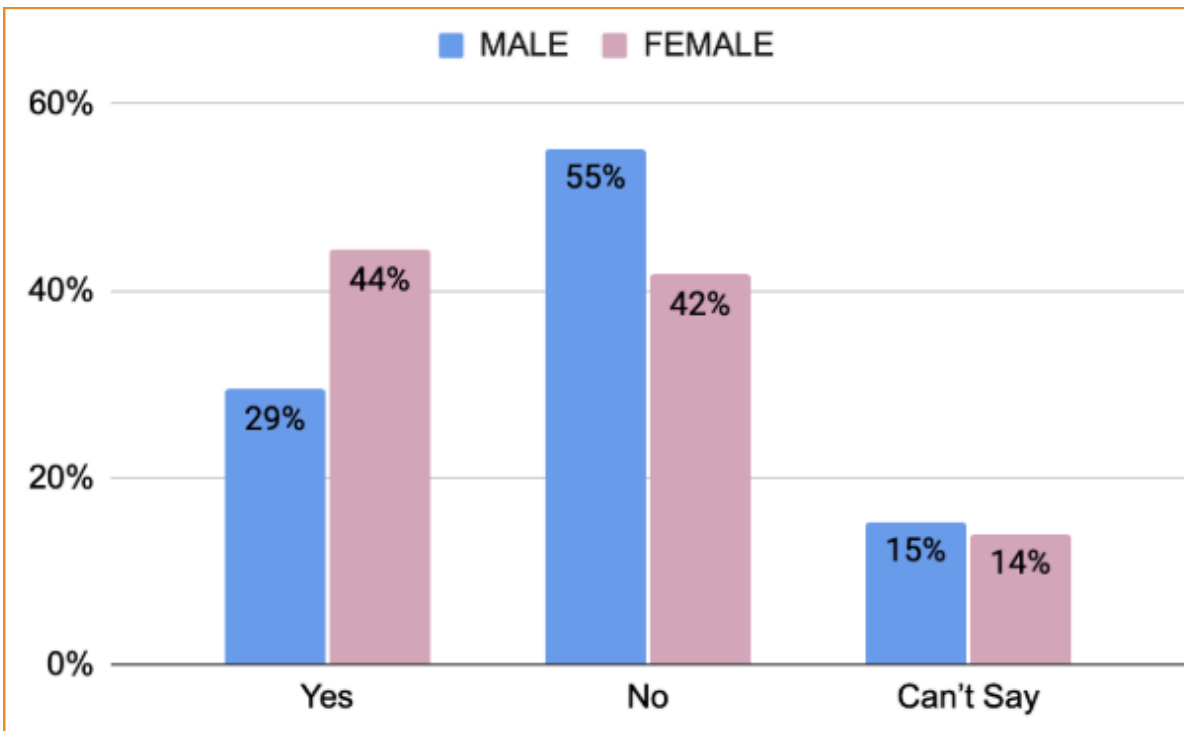




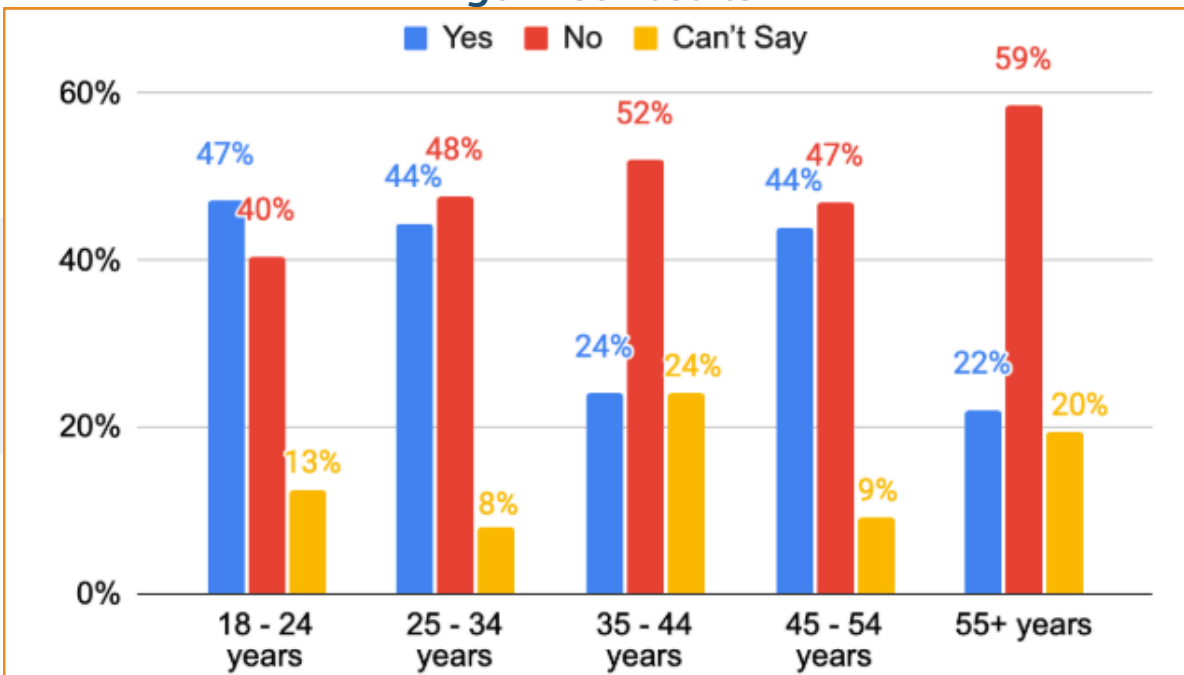
Q2: Do you agree with Rahul Gandhi's criticism of EAM S. Jaishankar alleging he informed Pakistan at the start of Operation Sindoor?

Yes	No	Can't Say
36.8%	48.7%	14.5%

Gender Wise Results



Age Wise Results

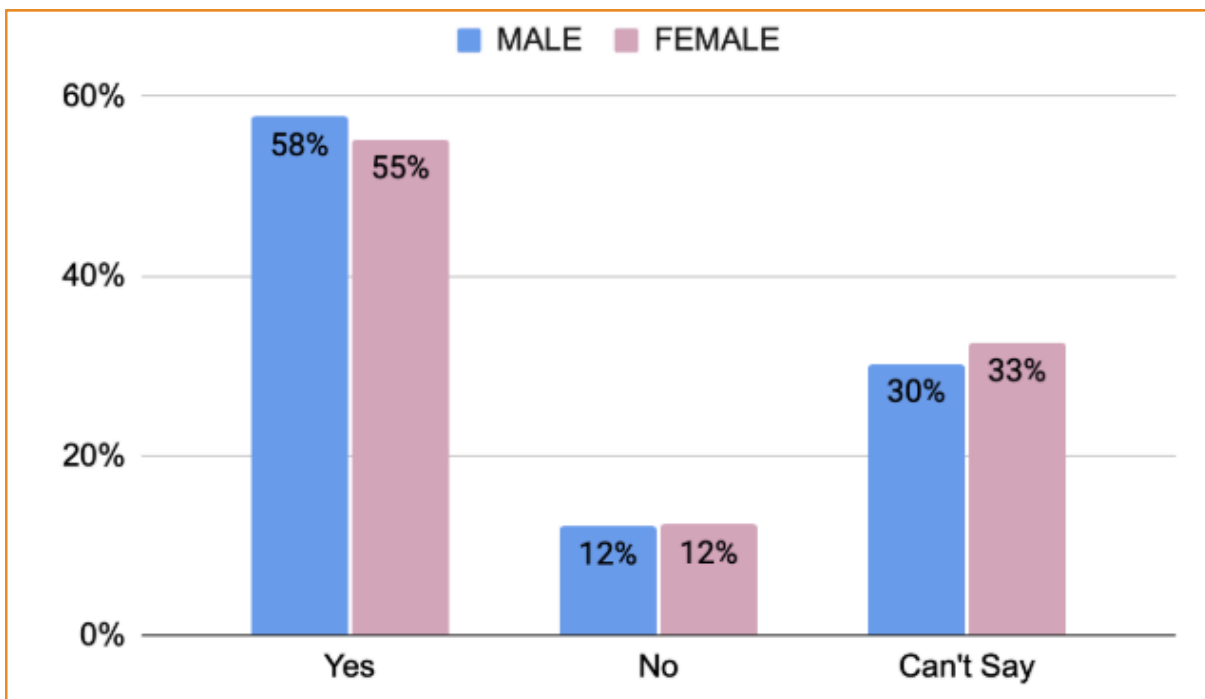




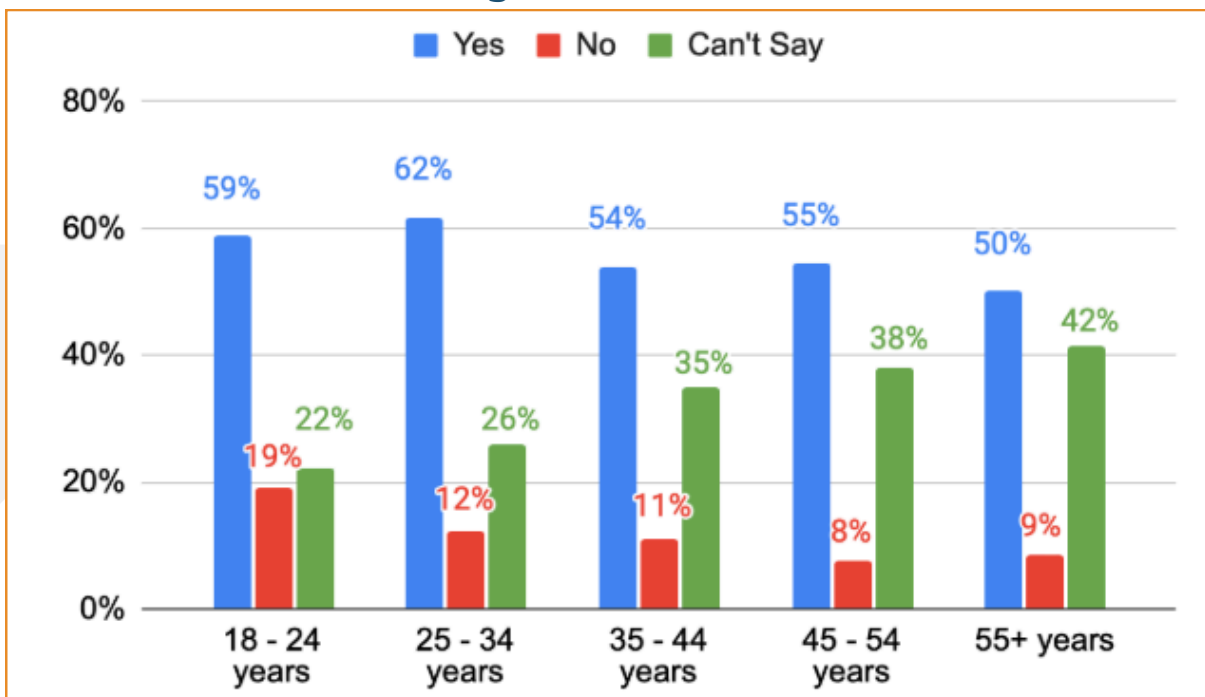
Q3: Do you think that political parties should have a say in nominating who should represent them in diplomacy outreach delegations?

Yes	No	Can't Say/Don't know
56.4%	12.2%	31.4%

Gender Wise Results



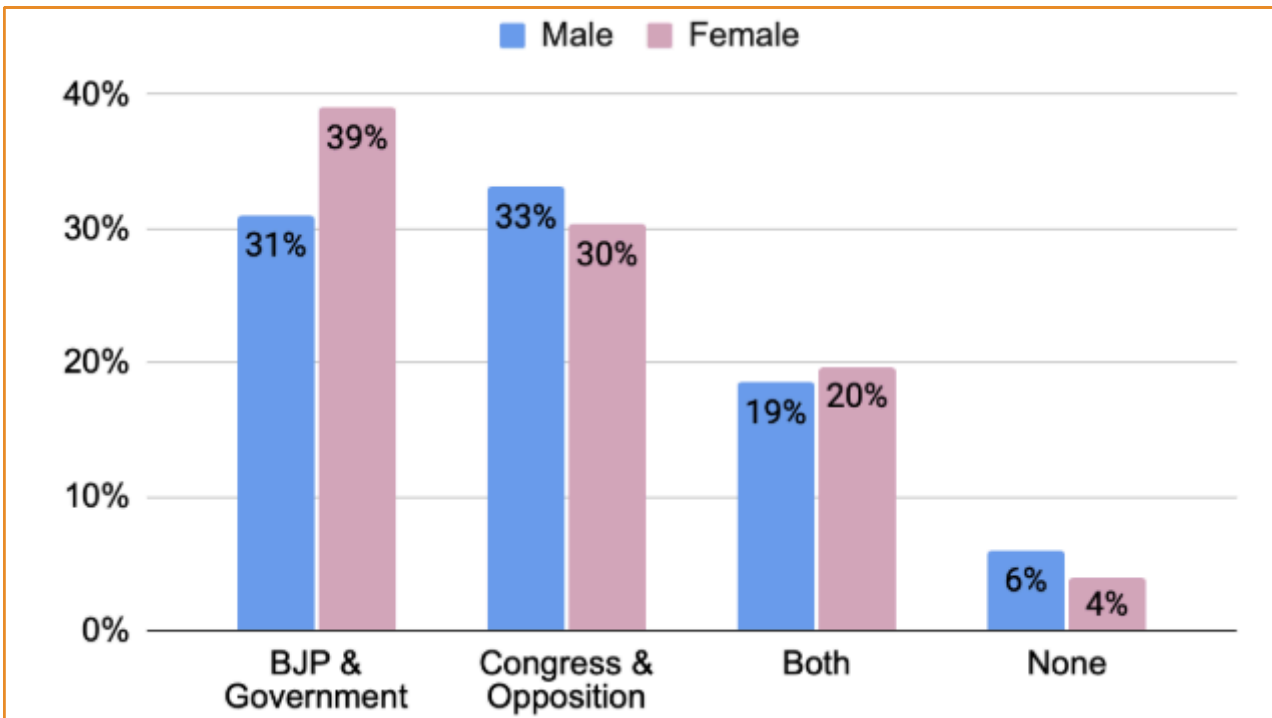
Age Wise Results



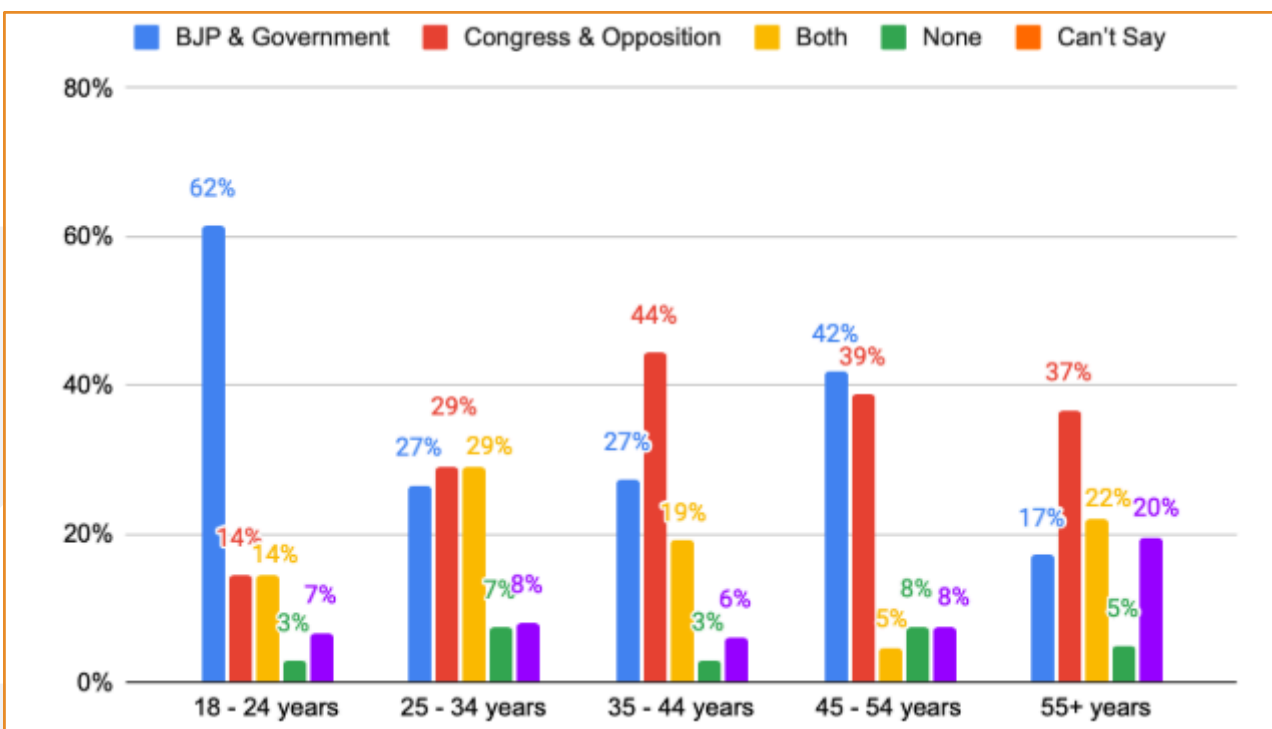
Q4: According to you, who is playing politics over Operation Sindoor?

BJP & Government	Congress & Opposition	Both	None	Can't Say
34.9%	31.7%	19.1%	5.0%	9.2%

Gender Wise Results



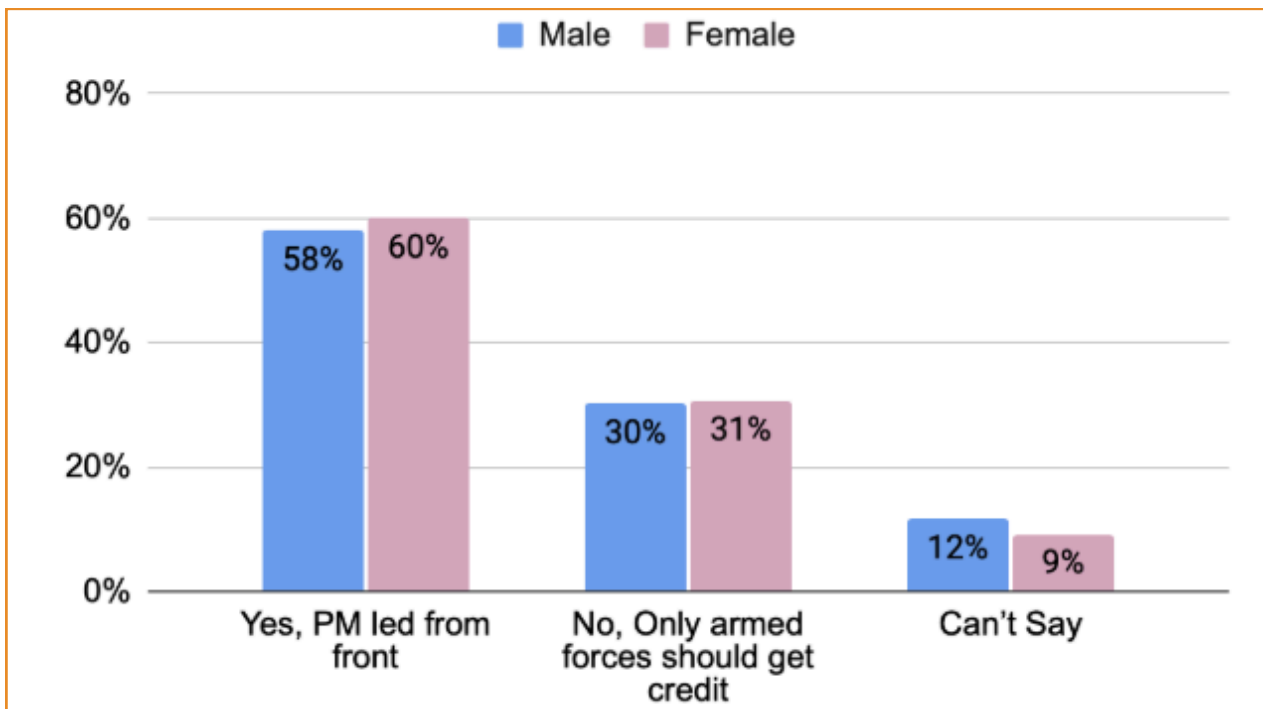
Age Wise Results



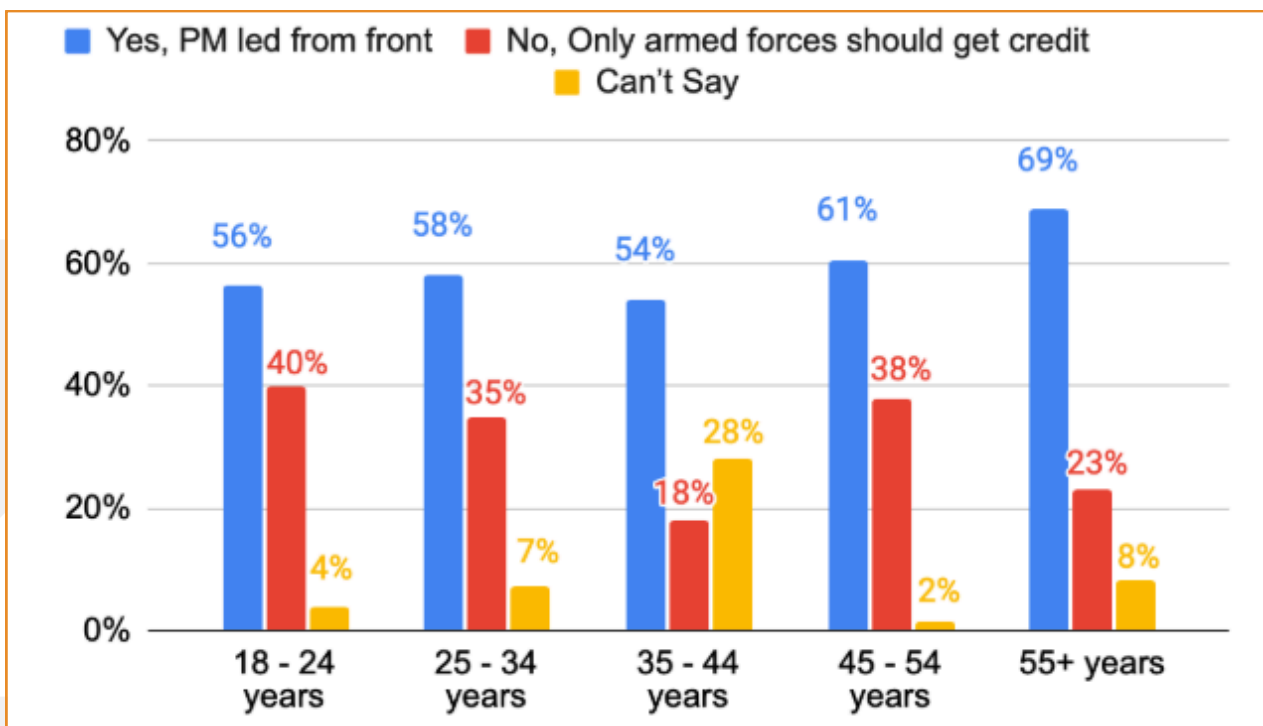
Q5: Is BJP gov't right in taking credit for Op Sindoor (Modi's photo on train tickets)?

Yes, PM Modi led from the front	No, only armed forces should get credit	Can't Say
59.0%	30.7%	10.3%

Gender Wise Results



Age Wise Results





Summary of Findings:

The data reveals interesting demographic patterns in public opinion about politics over Operation Sindoor.

Major Insights:

1. Strong Support for Parliamentary Discussion (Q1)

- Overwhelming 61.3% want a Joint Parliament Session (JPS) to discuss Operation Sindoor
- More females support JPS than men (63.2% vs 59.7%)
- Consistent support across demographics, with the 45-54 age group showing the highest support (67.2%)

2. Gender Divide on Political Criticism (Q2)

- The majority do not agree with RaGa's criticism of the Foreign Minister (48.7%)
- Clear gender split
 - More females agree with RaGa's criticism than males (44.3% vs 29.4%)
 - More males disagree with his criticism than females (55.2% vs 41.7%)
- Younger voters (18-24) are more critical of the government's handling and agree with RaGa's criticism (47.1%)

3. Diplomacy Delegation Representation (Q3)

- The majority, 56.4%, support political party involvement in diplomacy outreach nominations by the GoI
- No gender or age wise split, most agree that political parties should have a say in who will represent them
- High uncertainty levels, especially among older respondents



4. Playing Politics over Op. Sindoor (Q4)

- **Divided opinion: 34.9% feel BJP playing politics while 31.7% feel INC, 19.1% feel both playing politics**
- **Clear gender divide: More females blame BJP & Government, more males blame INC & Opposition**
- **Dramatic age difference in blame attribution**
 - **Youth (18-24) heavily blame BJP for politicizing (61.5%)**
 - **Older groups show more balanced blame distribution**

5. Support for Government Taking Credit (Q5)

- **59% believe PM Modi should get credit for Operation Sindoor**
- **Support increases with age: 55+ group shows 68.7% support**
- **Younger voters are comparatively more skeptical, 35-44 most uncertain**

Key Demographic Patterns:

- **Gender: Women tend to be more critical of government actions but also more uncertain**
- **Age: Clear generational divide with younger voters more critical of BJP, older voters more supportive**
- **Consistency: Questions about parliamentary procedures show broad consensus regardless of demographics**



Summary Statistics

Question	Primary Response	Gender Gap	Age Trend
Q1: Joint Session	61.3% Yes	Women more supportive (+3.5%)	Peak support in the 45-54 group
Q2: RG Criticism	48.7% No	Women more agreeable (+14.9%)	Youth are more critical of govt
Q3: Party Say in Nominations	56.4% Yes	Minimal gender difference	Uncertainty increases with age
Q4: Playing Politics	34.9% BJP, 31.7% Congress	Women blame the BJP more (+8%)	Youth heavily blame the BJP (61.5%)
Q5: BJP Taking Credit	59% Yes	Women are slightly more supportive	Support increases with age



THANK YOU

Prepared by: AT VoteVibe LLP

www.votevibe.in

connect@votevibe.in

X: [@VoteVibeIndia](https://twitter.com/VoteVibeIndia)

Methodology Details:
Sample size: n=1000+
Random Digit Dialing (RDD) All India
Results have been weighted for gender and
state population proportion.